


TECHNISCHE BESCHREIBUNG

FARBE


KORPUS, FRONT, OBERPLATTE



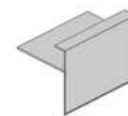
31 KANADISCHE EICHE



67 WEISS PASTELL



106 NUSSBAUM




ENDELEMENTE



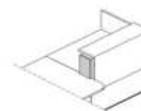
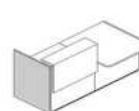
31 KANADISCHE EICHE



67 WEISS PASTELL



106 NUSSBAUM



WÜRFELFUSS



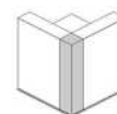
73 WEISS GLANZ




101 SCHWARZ GLANZ



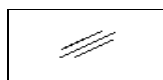
155 ANTHRAZIT GLANZ



AUFSATZ



73 WEISS GLANZ



WEISS, GLAS LACOBEL



101 SCHWARZ GLANZ



LACOBEL-GLAS, SCHWARZ



155 ANTHRAZIT GLANZ



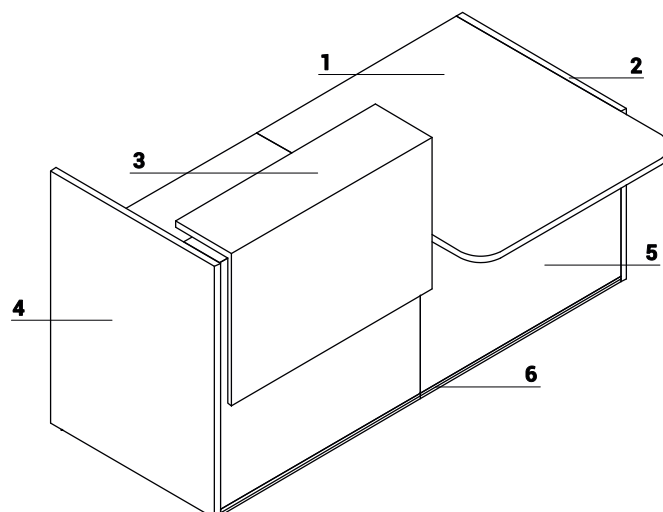
ANTHRAZIT, LACOBEL



STÜTZFUSS NL41

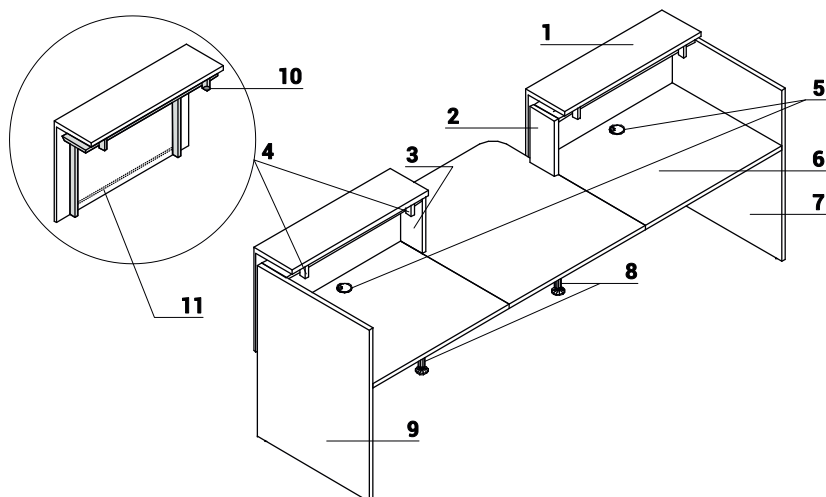


M015 WEISS HALBMATT

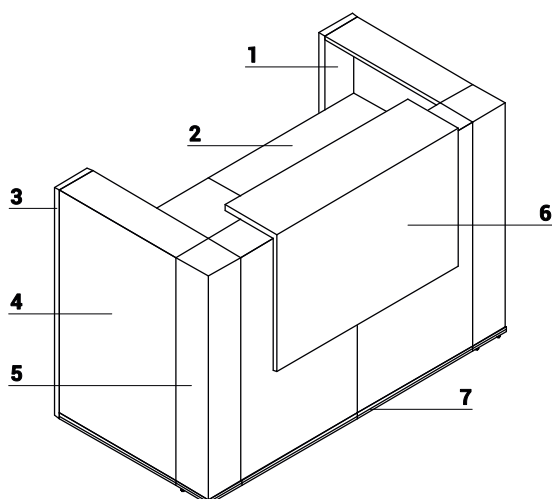


1. **Arbeitsplatte** - Melaminplatte 28mm, Umleimer PVC
2. **Niedrige Seite** - Melaminplatte 28mm, Umleimer PVC
3. **Ansatz** - Oberplatte Melamin 28mm + Lacobel - Glas 4mm, Front Melamin 18mm, mit HPL Hochglanz beschichtet
4. **Hohe Seite** - Melaminplatte 28mm, Umleimer PVC
5. **Front** - Melaminplatte 18mm, Umleimer PVC
6. **Dekorstreifen** - PVC, M009 - aluminium halbmatt

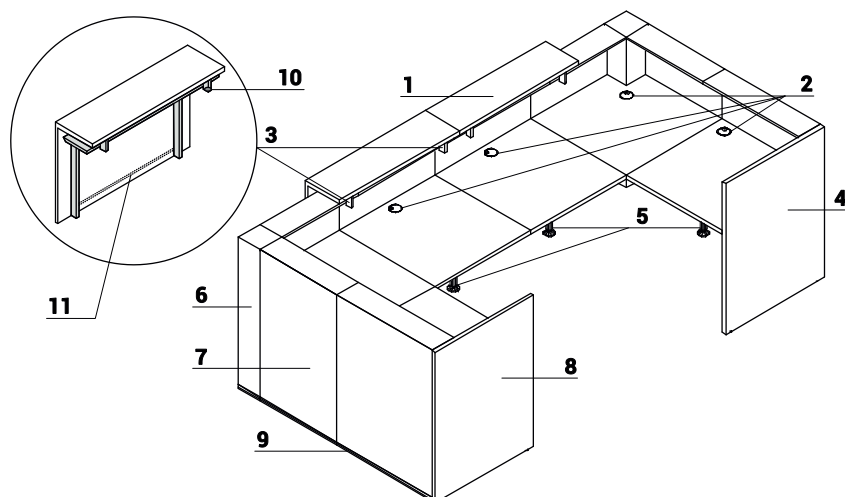
TECHNISCHE BESCHREIBUNG



1. **Ansatz** - Oberplatte Melamin 28mm + Lacobel - Glas 4mm, Front Melamin 18mm, mit HPL Hochglanz beschichtet
2. **Seite Verbindung der niedrigen und hohen Theken** - Melaminplatte 28mm, Umleimer PVC
3. **Seite Verbindung der niedrigen und hohen Theken** - Melaminplatte 28mm, Umleimer PVC
4. **Stellage** - Metall, pulverbeschichtet, Weiß
5. **Kabeldurchlässe** - ø80mm
6. **Arbeitsplatte** - Melaminplatte 28mm, Umleimer PVC
7. **Hohe Seite** - Melaminplatte 28mm, Umleimer PVC
8. **Stützfuß NL41** - aus Metall, bei Verbindung der Platten notwendig
9. **Hohe Seite** - Melaminplatte 28mm, Umleimer PVC
10. **Beleuchtungsschalter**
11. **LED - Beleuchtung** - auf der gesamten Länge des Aufsatzes, Kaltweiß (mit einem Blauanteil)

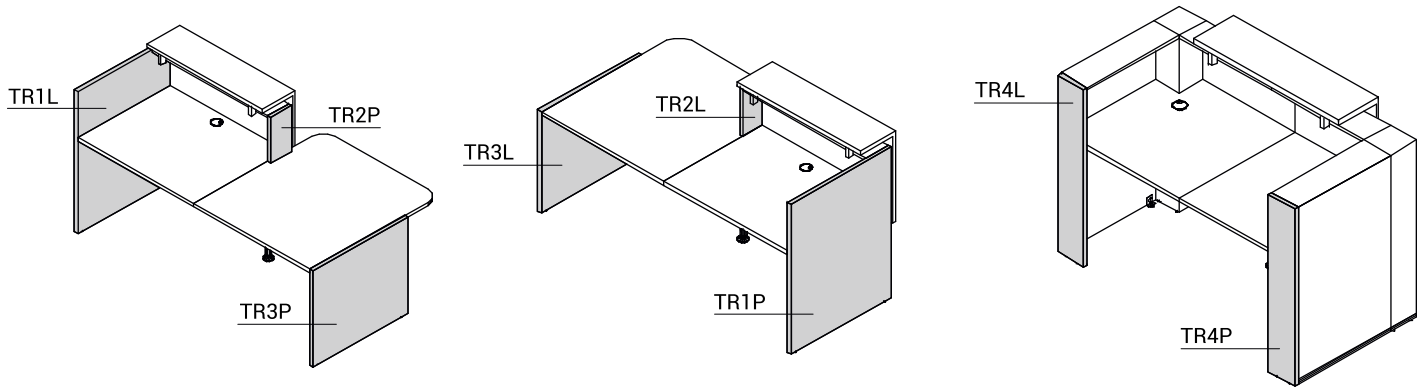


1. **Hohe Seite** - Melaminplatte 28mm, Umleimer PVC
2. **Arbeitsplatte** - Melaminplatte 28mm, Umleimer PVC
3. **Hohe Seite** - Melaminplatte 28mm, Umleimer PVC
4. **Front** - Melaminplatte 18mm, Umleimer PVC
5. **Würfelfuß** - Melaminplatte, mit HPL Hochglanz beschichtet
6. **Ansatz** - Oberplatte Melamin 28mm + Lacobel - Glas 4mm, Front Melamin 18mm, mit HPL Hochglanz beschichtet
7. **Dekorstreifen** - PVC, M009 - aluminium halb matt

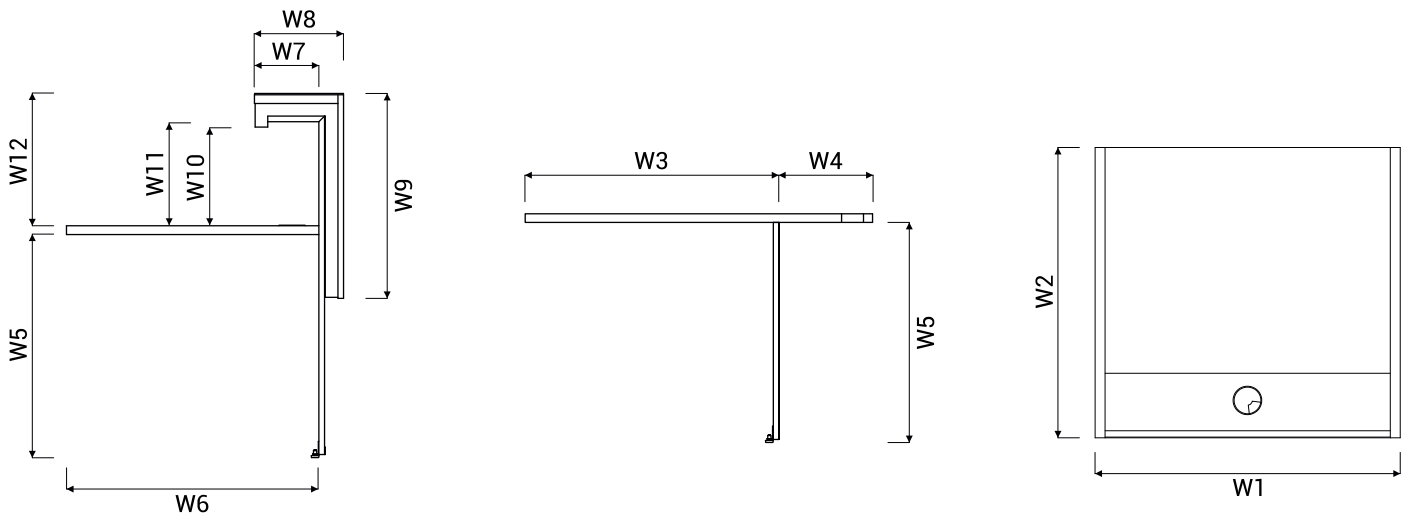


1. **Ansatz** - Oberplatte Melamin 28mm + Lacobel - Glas 4mm, Front Melamin 18mm, mit HPL Hochglanz beschichtet
2. **Kabeldurchlässe** - ø80mm
3. **Stellage** - Metall, pulverbeschichtet, Weiß
4. **Hohe Seite** - Melaminplatte 28mm, Umleimer PVC
5. **Stützfuß NL41** - aus Metall, bei Verbindung der Platten notwendig
6. **Würfelfuß** - Melaminplatte, mit HPL Hochglanz beschichtet
7. **Front** - Melaminplatte 18mm, Umleimer PVC
8. **Hohe Seite** - Melaminplatte 28mm, Umleimer PVC
9. **Dekorstreifen** - PVC, M009 - aluminium halb matt
10. **Beleuchtungsschalter**
11. **LED - Beleuchtung** - auf der gesamten Länge des Aufsatzes, Kaltweiß (mit einem Blauanteil)

TECHNISCHE BESCHREIBUNG

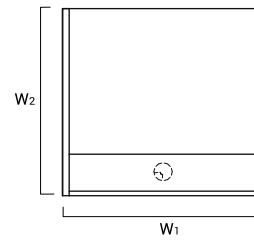
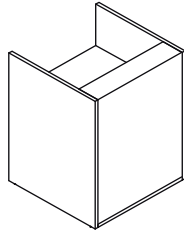


ABMESSUNGEN

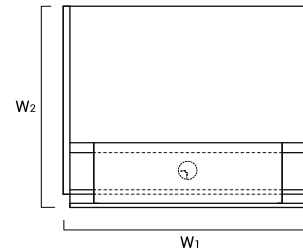
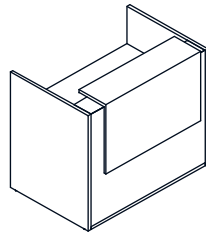


W1 - 856mm | W2 - 820mm | W3 - 818mm | W4 - 302mm | W5 - 740mm | W6 - 800mm | W7 - 205mm | W8 - 282mm | W9 - 650mm | W10 - 315mm | W11 - 322mm | W12 - 419mm

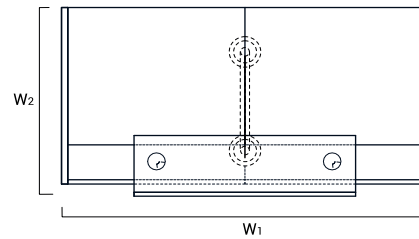
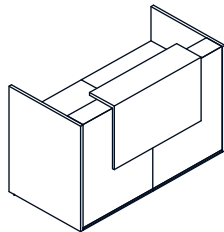
EMPFANGSTHEKEN-SYSTEME



INDEX SYMBOL	ABMESSUNGEN [mm]										KOMPONENTEN
	W ₁	W ₂	D ₁	D ₂	H						
TRA13	856	820			1090		59.0	0.124	3		TR1L+TR08+TR1P



INDEX SYMBOL	ABMESSUNGEN [mm]										KOMPONENTEN
	W ₁	W ₂	D ₁	D ₂	H						
TRA14	1056	877			1159		83.0	0.320	4		TR1L+TR10+TR99+TR1P
TRA15	1256	877			1159		87.0	0.332	4		TR1L+TR12+TR99+TR1P
TRA16	1456	877			1159		89.0	0.344	4		TR1L+TR14+TR99+TR1P



INDEX SYMBOL	ABMESSUNGEN [mm]										KOMPONENTEN
	W ₁	W ₂	D ₁	D ₂	H						
TRA17	1656	877			1159		103.0	0.425	6		TR1L+2xTR08+TR99+TR1P+NL41
TRA18	2056	877			1159		117.0	0.449	6		TR1L+2xTR10+TR99+TR1P+NL41
TRA19	2456	877			1159		125.0	0.473	6		TR1L+2xTR12+TR99+TR1P+NL41
TRA20	2856	877			1159		129.0	0.498	6		TR1L+2xTR14+TR99+TR1P+NL41

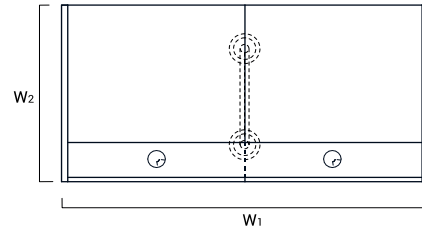
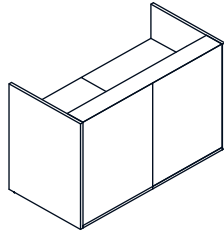
LEGENDE

NETTOGEWICHT

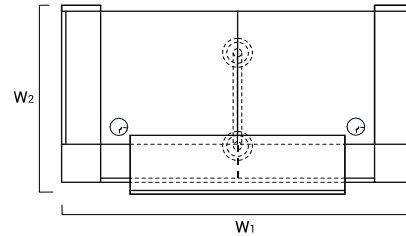
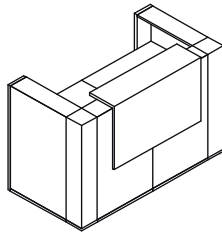
VOLUMEN

STÜCKZAHL DER PAKETE

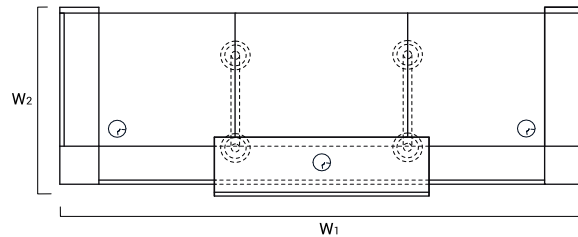
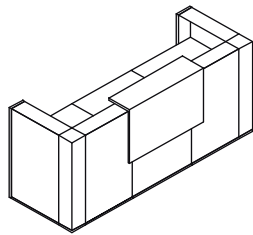
EMPFANGSTHEKEN-SYSTEME



INDEX SYMBOL	ABMESSUNGEN [mm]						kg	m3	pcs	KOMONENTEN
	W ₁	W ₂	D ₁	D ₂	H					
TRA117	1656	820			1090		86.0	0.242	5	TR1L+2xTR08+TR1P+NL41
TRA118	2056	820			1090		100.0	0.266	5	TR1L+2xTR10+TR1P+NL41
TRA119	2456	820			1090		108.0	0.290	5	TR1L+2xTR12+TR1P+NL41
TRA120	2856	820			1090		112.0	0.314	5	TR1L+2xTR14+TR1P+NL41



INDEX SYMBOL	ABMESSUNGEN [mm]						kg	m3	pcs	KOMONENTEN
	W ₁	W ₂	D ₁	D ₂	H					
TRA42	1640	905			1159		99.0	0.460	8	TR4L+2xTR90+TR4P+TR99+NL41



INDEX SYMBOL	ABMESSUNGEN [mm]						kg	m3	pcs	KOMONENTEN
	W ₁	W ₂	D ₁	D ₂	H					
TRA21	2440	905			1159		126.0	0.577	10	TR4L+2xTR90+TR08+TR4P+TR99+2xNL41
TRA22	2640	905			1159		133.0	0.590	10	TR4L+2xTR90+TR10+TR4P+TR99+2xNL41
TRA23	2840	905			1159		137.0	0.602	10	TR4L+2xTR90+TR12+TR4P+TR99+2xNL41
TRA24	3040	905			1159		139.0	0.614	10	TR4L+2xTR90+TR14+TR4P+TR99+2xNL41

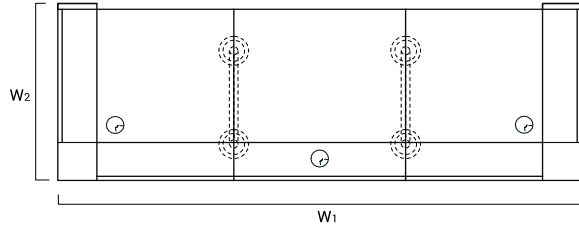
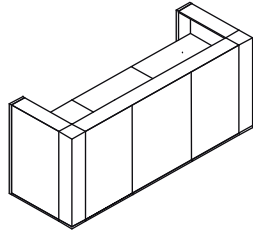
LEGENDE

NETTOGEWICHT

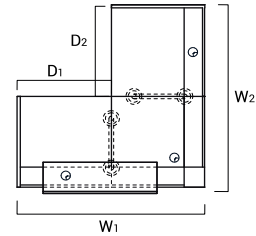
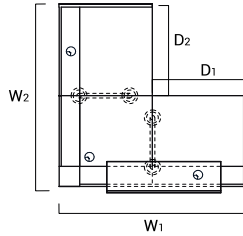
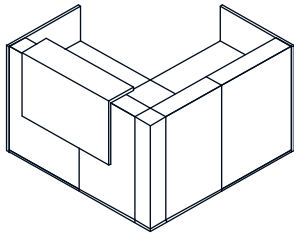
VOLUMEN

STÜCKZAHL DER PAKETE

EMPFANGSTHEKEN-SYSTEME



INDEX SYMBOL	ABMESSUNGEN [mm]						kg	m3	pcs	KOMONENTEN
	W ₁	W ₂	D ₁	D ₂	H					
TRA121	2440	848			1090		109.0	0.394	9	TR4L+2xTR90+TR08+TR4P+2xNL41
TRA122	2640	848			1090		116.0	0.406	9	TR4L+2xTR90+TR10+TR4P+2xNL41
TRA123	2840	848			1090		120.0	0.418	9	TR4L+2xTR90+TR12+TR4P+2xNL41
TRA124	3040	848			1090		122.0	0.430	9	TR4L+2xTR90+TR14+TR4P+2xNL41



INDEX SYMBOL	ABMESSUNGEN [mm]						kg	m3	pcs	KOMONENTEN
	W ₁	W ₂	D ₁	D ₂	H					
TRA25	1648	1705			1159		141.0	0.586	9	TR1L+TR08+TR90+TR08+TR1P+TR99+2xNL41
TRA26	1848	1705			1159		148.0	0.598	9	TR1L+TR08+TR90+TR10+TR1P+TR99+2xNL41
TRA27	2048	1705			1159		152.0	0.611	9	TR1L+TR08+TR90+TR12+TR1P+TR99+2xNL41
TRA28	2248	1705			1159		154.0	0.623	9	TR1L+TR08+TR90+TR14+TR1P+TR99+2xNL41

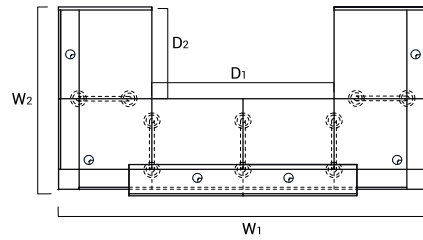
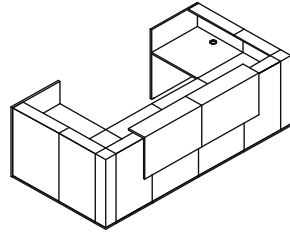
LEGENDE

NETTOGEWICHT

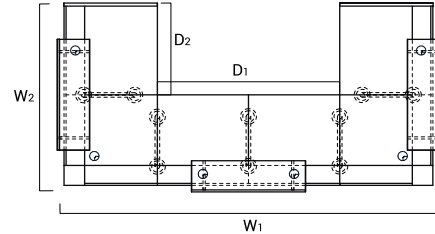
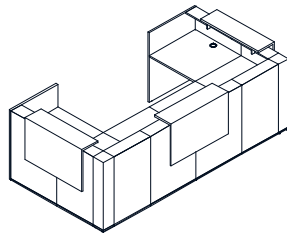
VOLUMEN

STÜCKZAHL DER PAKETE

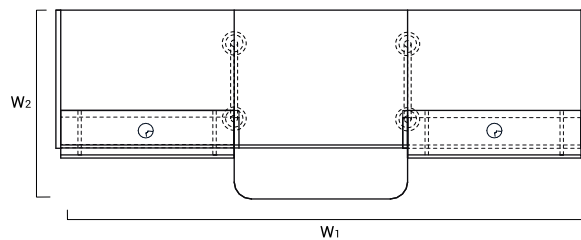
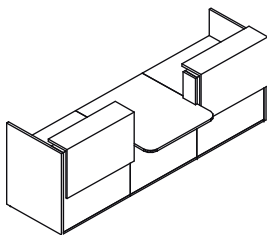
EMPFANGSTHEKEN-SYSTEME



INDEX SYMBOL	ABMESSUNGEN [mm]						kg	m3	pcs	KOMPONENTEN
	W ₁	W ₂	D ₁	D ₂	H					
TRA29	3240	1705			1159		250.0	1.166	17	TR1L+2xTR08+2xTR90+2xTR08 +TR1P+2xTR99+5xNL41
TRA30	3640	1705			1159		264.0	1.190	17	TR1L+2xTR08+2xTR90+2xTR10 +TR1P+2xTR99+5xNL41
TRA31	4040	1705			1159		272.0	1.214	17	TR1L+2xTR08+2xTR90+2xTR12 +TR1P+2xTR99+5xNL41
TRA32	4440	1705			1159		276.0	1.239	17	TR1L+2xTR08+2xTR90+2xTR14 +TR1P+2xTR99+5xNL41



INDEX SYMBOL	ABMESSUNGEN [mm]						kg	m3	pcs	KOMPONENTEN
	W ₁	W ₂	D ₁	D ₂	H					
TRA129	3354	1705			1159		267.0	1.349	18	TR1L+2xTR08+2xTR90+2xTR08 +TR1P+3xTR99+5xNL41
TRA130	3754	1705			1159		281.0	1.374	18	TR1L+2xTR08+2xTR90+2xTR10 +TR1P+3xTR99+5xNL41
TRA131	4154	1705			1159		289.0	1.398	18	TR1L+2xTR08+2xTR90+2xTR12 +TR1P+3xTR99+5xNL41
TRA132	4554	1705			1159		293.0	1.422	18	TR1L+2xTR08+2xTR90+2xTR14 +TR1P+3xTR99+5xNL41



INDEX SYMBOL	ABMESSUNGEN [mm]						kg	m3	pcs	KOMPONENTEN
	W ₁	W ₂	D ₁	D ₂	H					
TRA33	3056	1120			1159		169.0	0.793	11	TR1L+TR10+TR2P+TR11+TR2L +TR10+TR1P+2xTR99+2xNL41
TRA34	3456	1120			1159		177.0	0.817	11	TR1L+TR12+TR2P+TR11+TR2L +TR12+TR1P+2xTR99+2xNL41
TRA35	3856	1120			1159		181.0	0.841	11	TR1L+TR14+TR2P+TR11+TR2L +TR14+TR1P+2xTR99+2xNL41

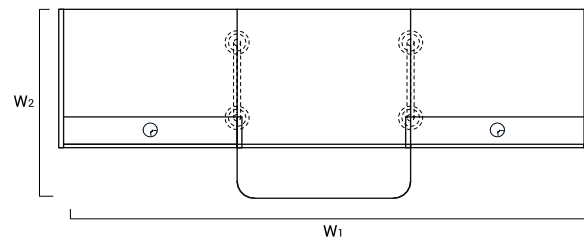
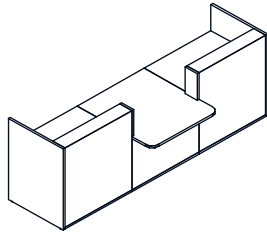
LEGENDE

NETTOGEWICHT

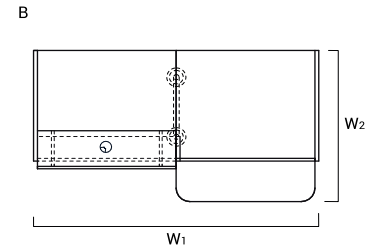
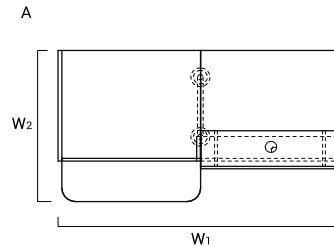
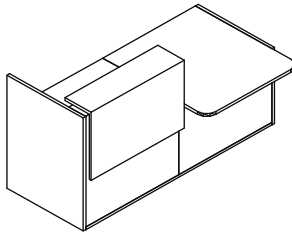
VOLUMEN

STÜCKZAHL DER PAKETE

EMPFANGSTHEKEN-SYSTEME



INDEX SYMBOL	ABMESSUNGEN [mm]						kg	m3	pcs	KOMPONENTEN
	W ₁	W ₂	D ₁	D ₂	H					
TRA133	3056	1120			1090		135.0	0.426	9	TR12+TR10+TR2P+TR11+TR2L +TR10+TR1P+2xNL41
TRA134	3456	1120			1090		143.0	0.451	9	TR12+TR12+TR2P+TR11+TR2L +TR12+TR1P+2xNL41
TRA135	3856	1120			1090		147.0	0.475	9	TR12+TR14+TR2P+TR11+TR2L +TR14+TR1P+2xNL41



INDEX SYMBOL	ABMESSUNGEN [mm]						kg	m3	pcs	KOMPONENTEN
	W ₁	W ₂	D ₁	D ₂	H					
A TRA36L	2056	1120			1159		111.5	0.467	7	TR1L+TR10+TR2P+TR11+TR3P +TR99+NL41
B TRA36P	2056	1120			1159		111.5	0.467	7	TR3L+TR11+TR2L+TR10+TR1P +TR99+NL41
A TRA37L	2256	1120			1159		115.5	0.479	7	TR1L+TR12+TR2P+TR11+TR3P +TR99+NL41
B TRA37P	2256	1120			1159		115.5	0.479	7	TR3L+TR11+TR2L+TR12+TR1P +TR99+NL41
A TRA38L	2456	1120			1159		117.5	0.491	7	TR1L+TR14+TR2P+TR11+TR3P +TR99+NL41
B TRA38P	2456	1120			1159		117.5	0.492	7	TR3L+TR11+TR2L+TR14+TR1P +TR99+NL41

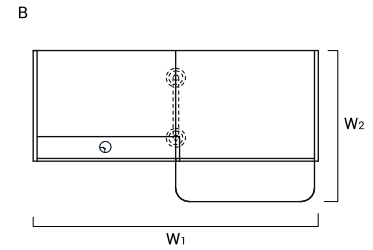
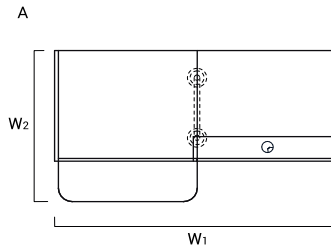
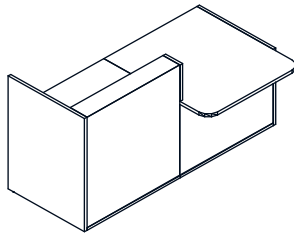
LEGENDE

NETTOGEWICHT

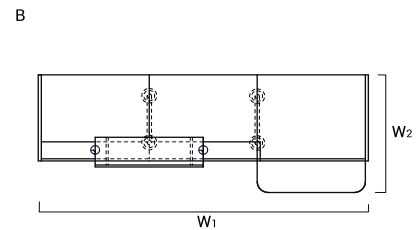
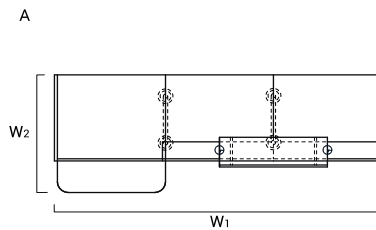
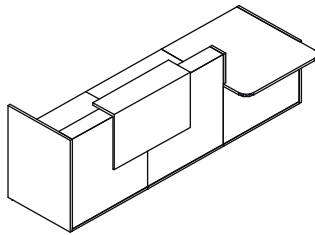
VOLUMEN

STÜCKZAHL DER PAKETE

EMPFANGSTHEKEN-SYSTEME



INDEX SYMBOL	ABMESSUNGEN [mm]						kg	m3	pcs	KOMPONENTEN
	W ₁	W ₂	D ₁	D ₂	H					
A TRA136L	2056	1120			1090		94.5	0.283	6	TR1L+TR10+TR2P+TR11+TR3P +NL41
B TRA136P	2056	1120			1090		94.5	0.284	6	TR3L+TR11+TR2L+TR10+TR1P +NL41
A TRA137L	2256	1120			1090		98.5	0.295	6	TR1L+TR12+TR2P+TR11+TR3P +NL41
B TRA137P	2256	1120			1090		98.5	0.296	6	TR3L+TR11+TR2L+TR12+TR1P +NL41
A TRA138L	2456	1120			1090		100.5	0.308	6	TR1L+TR14+TR2P+TR11+TR3P +NL41
B TRA138P	2456	1120			1090		100.5	0.308	6	TR3L+TR11+TR2L+TR14+TR1P +NL41






INDEX SYMBOL	ABMESSUNGEN [mm]						kg	m3	pcs	KOMPONENTEN
	W ₁	W ₂	D ₁	D ₂	H					
A TRA39L	3056	1120			1159		145.5	0.596	9	TR1L+2xTR10+TR2P+TR11+TR3P +TR99+2xNL41
B TRA39P	3056	1120			1159		145.5	0.597	9	TR3L+TR11+TR2L+2xTR10+TR1P +TR99+2xNL41
A TRA40L	3456	1120			1159		153.5	0.620	9	TR1L+2xTR12+TR2P+TR11+TR3P +TR99+2xNL41
B TRA40P	3456	1120			1159		153.5	0.621	9	TR3L+TR11+TR2L+2xTR12+TR1P +TR99+2xNL41
A TRA41L	3856	1120			1159		157.5	0.645	9	TR1L+2xTR14+TR2P+TR11+TR3P +TR99+2xNL41
B TRA41P	3856	1120			1159		157.5	0.645	9	TR3L+TR11+TR2L+2xTR14+TR1P +TR99+2xNL41

LEGENDE

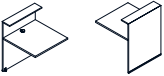



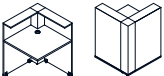
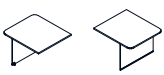

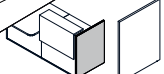

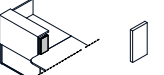
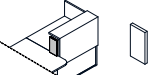
NETTOGEWICHT

VOLUMEN

STÜCKZAHL DER PAKETE




PRODUKTANSICHT UND SKIZZE	ABMESSUNGEN [mm]			INDEX SYMBOL					HINWEISE
	BREITE	TIEFE	HÖHE			kg	m3	pcs	

BESTANDTEILE

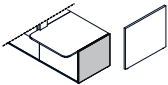
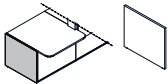
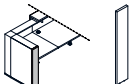
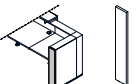

	800	818	1090	TR08		25.0	0.054	1	
	1000	818	1090	TR10		32.0	0.067	1	
	1200	818	1090	TR12		36.0	0.079	1	
	1400	818	1090	TR14		38.0	0.091	1	
	818	818	1090	TR90		36.0	0.098	2	
	1000	1120	740	TR11		30.0	0.092	1	
	1000	282	650	TR99		17.0	0.183	1	Aufsatz
	28	820	1090	TR1L		17.0	0.035	1	linke hohe Thekenseite
	28	820	1090	TR1P		17.0	0.035	1	rechte hohe Thekenseite
	28	182	350	TR2L		1.5	0.003	1	linke Verbindungsseite (für niedrige und hohe Theke)
	28	182	350	TR2P		1.5	0.003	1	rechte Verbindungsseite (für niedrige und hohe Theke)

LEGENDE

 NETTOGEWICHT VOLUMEN STÜCKZAHL DER PAKETE

PRODUKTANSICHT UND SKIZZE	ABMESSUNGEN [mm]			INDEX SYMBOL					HINWEISE
	BREITE	TIEFE	HÖHE			kg	m3	pcs	

BESTANDTEILE

	28	820	740	TR3L		12.0	0.025	1	linke niedrige Thekenseite
	28	820	740	TR3P		12.0	0.025	1	rechte niedrige Thekenseite
	28	182	1090	TR4L		4.0	0.008	1	linke hohe Thekenseite
	28	182	1090	TR4P		4.0	0.008	1	rechte hohe Thekenseite
	585	142	712	NL41		2.0	0.063	1	Rundfuß

LEGENDE

 NETTOGEWICHT

 VOLUMEN

 STÜCKZAHL DER PAKETE