

DESCRIPTIF TECHNIQUE

COLORIS

TOP - VERRE



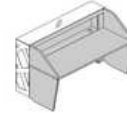
BLANC, VERRE
TREMPÉ



CORPS



67 BLANC PASTEL



FAÇADE - MÉTAL



M015 BLANC
SEMI-MATE



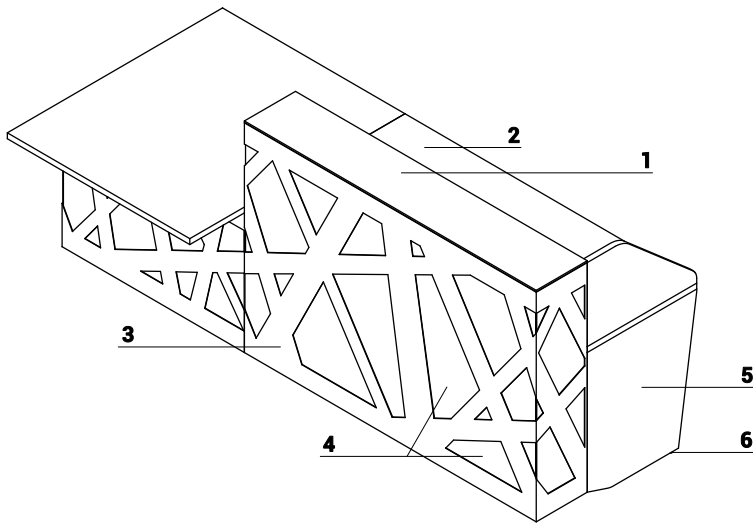
FAÇADE - PLEXIGLASS



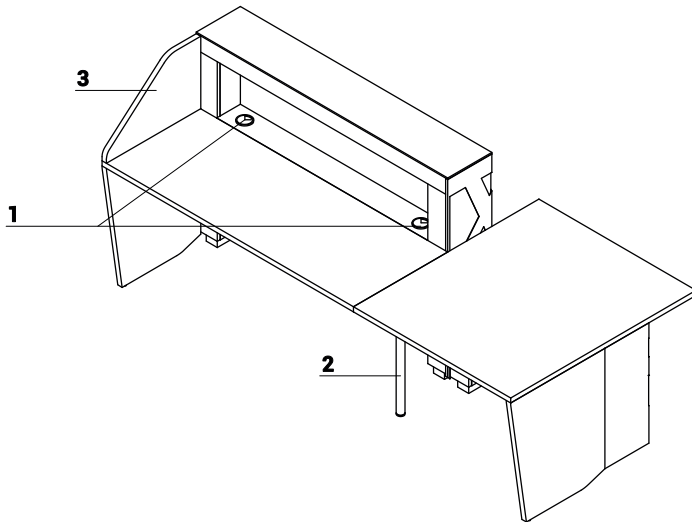
PLEXIGLASS
BLANC



DESCRIPTIF TECHNIQUE

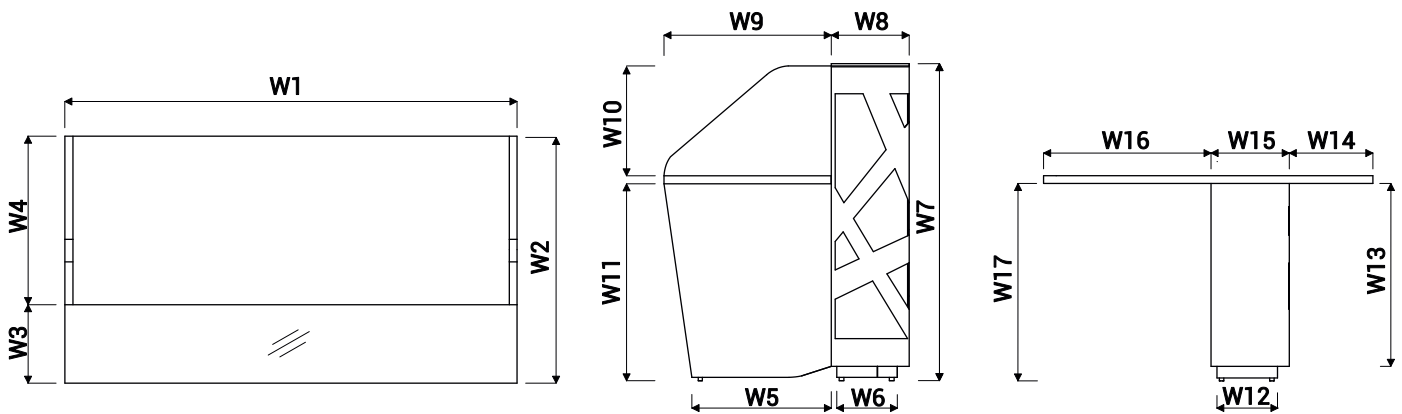


- 1. **Top** - verre trempé optiwhite, 8mm - laqué du dessous
- 2. **Plan de travail** - mélaminé 28mm, chants PVC
- 3. **Façade** - élément en métal peinture poudre et plexi
- 4. **Eclairage RGBW LED** - télécommande
- 5. **Pied bas** - mélaminé 28mm, chants PVC
- 6. **Vérins** - réglage sur 5mm



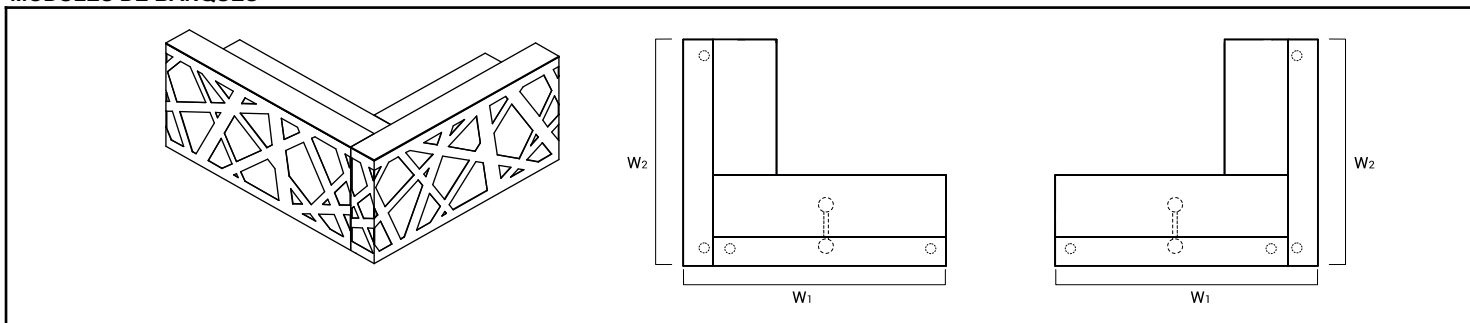
- 1. **Obturateurs** - Ø80mm
- 2. **Pied de support NE41** - en métal, nécessaire pour la jonction des plateaux
- 3. **Cloison latérale** - mélaminé 28mm, chants PVC

DIMENSIONS

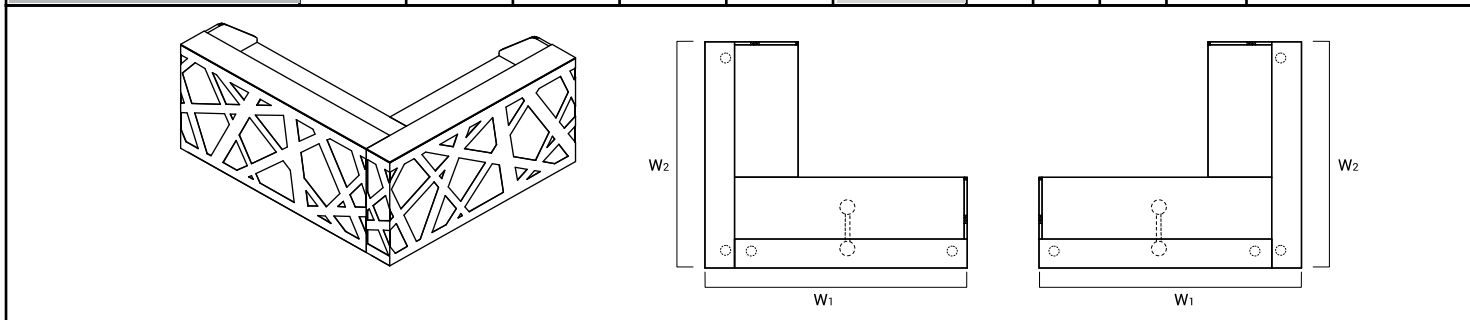


W1 - 1600mm | W2 - 880mm | W3 - 280mm | W4 - 600mm | W5 - 500mm | W6 - 217mm | W7 - 1146mm | W8 - 280mm | W9 - 600mm | W10 - 397mm | W11 - 712mm | W12 - 217mm | W13 - 660mm | W14 - 300mm | W15 - 280mm | W16 - 600mm | W17 - 712mm


MODULES DE BANQUES



REF.	DIMENSIONS [mm]										ELEMENTS DE COMPOSITION
	W ₁	W ₂	D ₁	D ₂	H						
LZG44	2480	2200			1146		276.2	3.224	14		LZN51+LZB22+2xLZG22+LZB22M+NL41



REF.	DIMENSIONS [mm]										ELEMENTS DE COMPOSITION
	W ₁	W ₂	D ₁	D ₂	H						
LZG45	2480	2200			1146		283.2	3.243	15		LZN51+LZK01+2xLZG22+LZB22+LZB22M+NL41



REF.	DIMENSIONS [mm]										ELEMENTS DE COMPOSITION
	W ₁	W ₂	D ₁	D ₂	H						
LZG34	1600	880			1146		126.9	1.245	7		LZN51+LZK01+LZG16+LZB16
LZG46	2200	880			1146		156.9	1.690	8		LZN51+LZK01+LZG22+LZB22

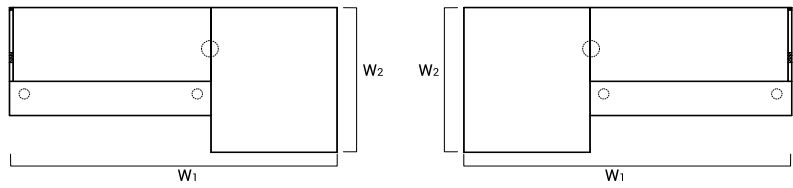
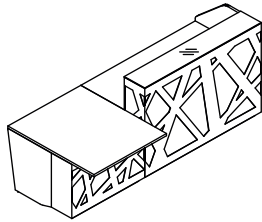
LÉGENDE:

POIDS NET

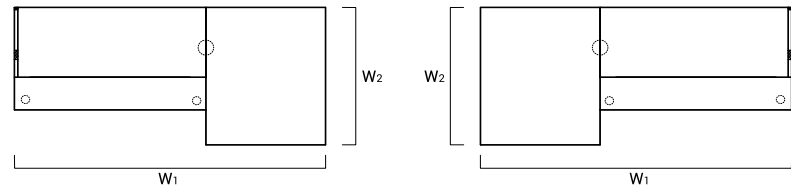
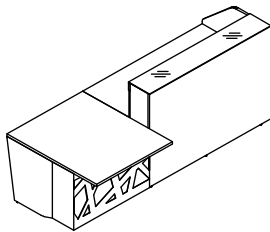
VOLUME

NOMBRE DE COLIS

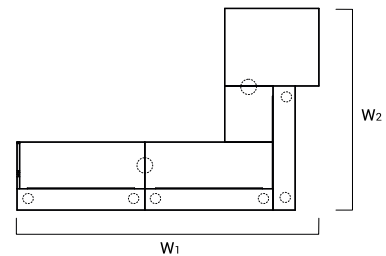
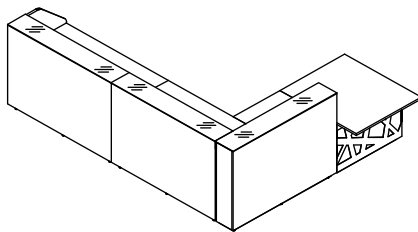
MODULES DE BANQUES



REF.	DIMENSIONS [mm]										ELEMENTS DE COMPOSITION
	W ₁	W ₂	D ₁	D ₂	H						
LZG50	2600	1180			1146		208.4	1.798	11		LZN51+LZG10+LZG16+LZB16+LZK01+NE41L
LZG51	3200	1180			1146		238.4	2.242	12		LZN51+LZG10+LZG22+LZB22+LZK01+NE41L



REF.	DIMENSIONS [mm]										ELEMENTS DE COMPOSITION
	W ₁	W ₂	D ₁	D ₂	H						
LZG56	2600	1180			1146		210.4	1.798	11		LZG10+LZG16M+LZB16+LZN51+LZK01+NE41L



REF.	DIMENSIONS [mm]										ELEMENTS DE COMPOSITION
	W ₁	W ₂	D ₁	D ₂	H						
LZG57	3200	2880			1146		419.2	4.153	23		LZN51+LZG10+LZB16M+2xLZB16+3xLZG16M+LZK01+2xNE41L

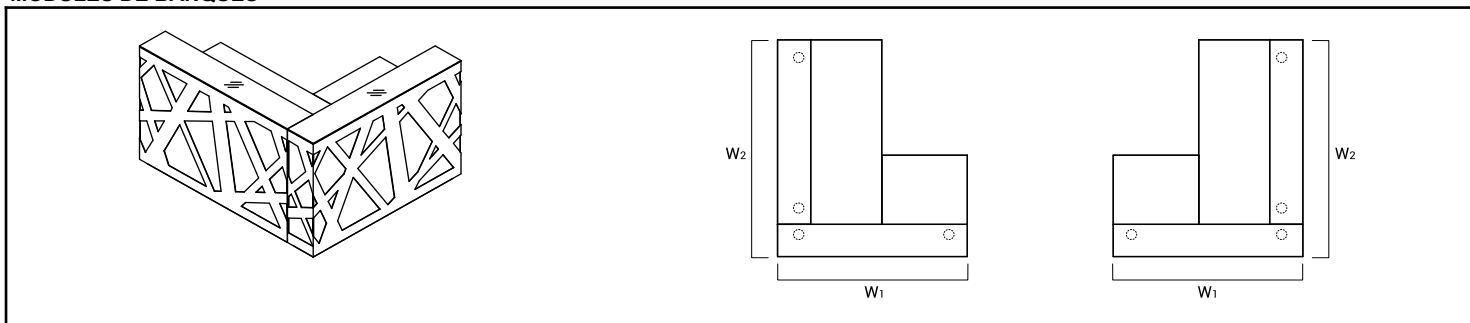
LÉGENDE:

POIDS NET

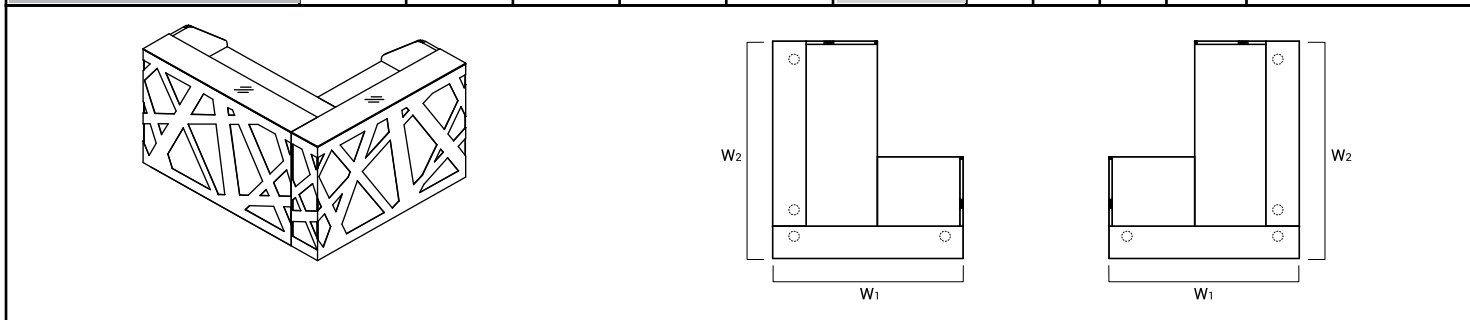
VOLUME

NOMBRE DE COLIS

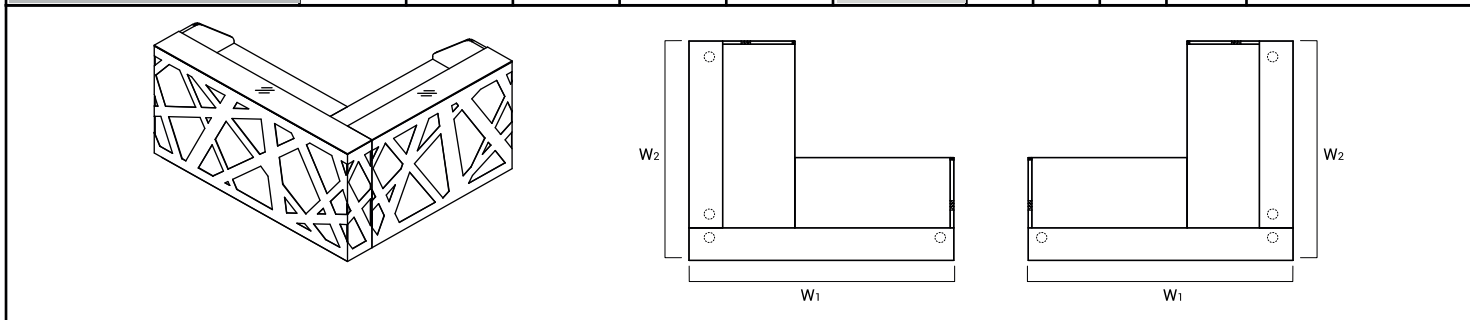
MODULES DE BANQUES



REF.	DIMENSIONS [mm]									ELEMENTS DE COMPOSITION
	W ₁	W ₂	D ₁	D ₂	H		kg	m ³	pcs	
LZG32	1600	1880			1146		217.5	2.386	12	LZB16M+2xLZG16+LZB16+LZN51



REF.	DIMENSIONS [mm]									ELEMENTS DE COMPOSITION
	W ₁	W ₂	D ₁	D ₂	H		kg	m ³	pcs	
LZG35	1600	1880			1146		224.5	2.405	13	LZB16M+2xLZG16+LZB16+LZN51+LZK01



REF.	DIMENSIONS [mm]									ELEMENTS DE COMPOSITION
	W ₁	W ₂	D ₁	D ₂	H		kg	m ³	pcs	
LZG36	2200	1880			1146		252.5	2.799	13	LZN51+LZK01+LZB22+LZG22+LZB16M+LZG16

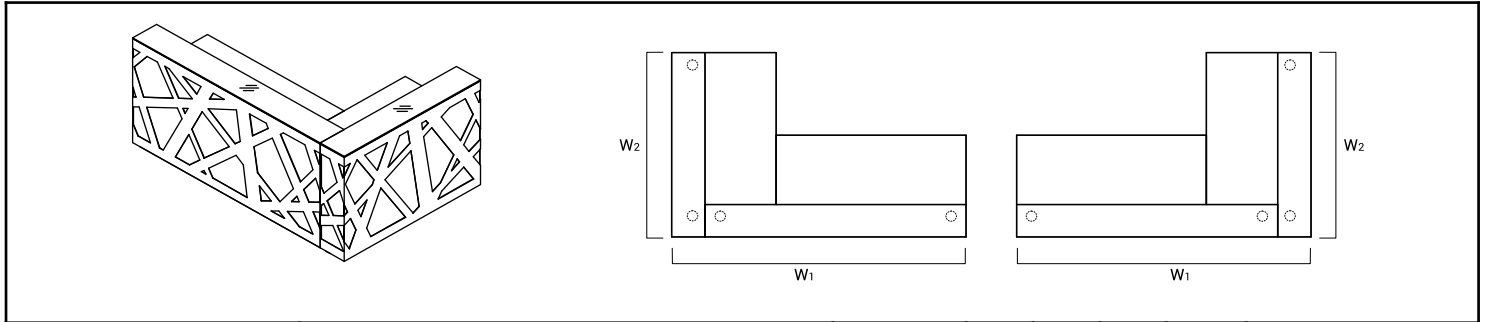
LÉGENDE:

POIDS NET

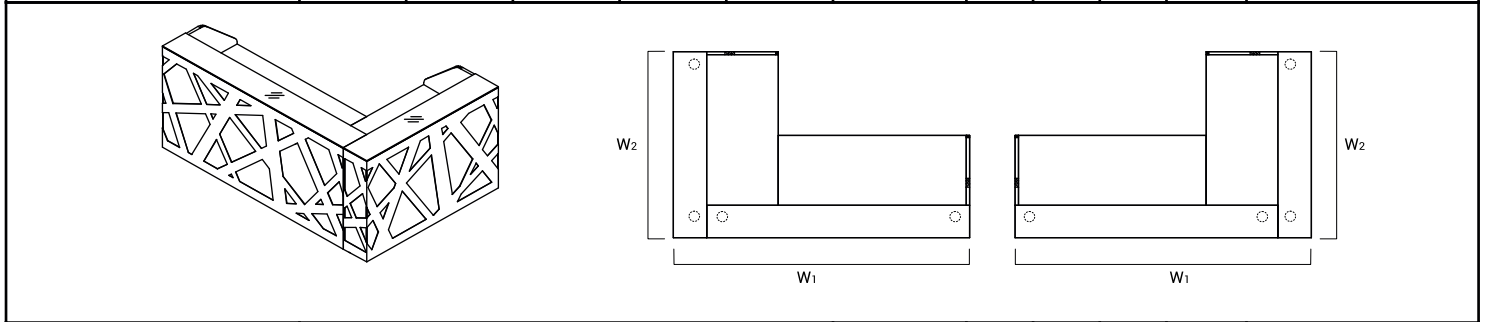
VOLUME

NOMBRE DE COLIS

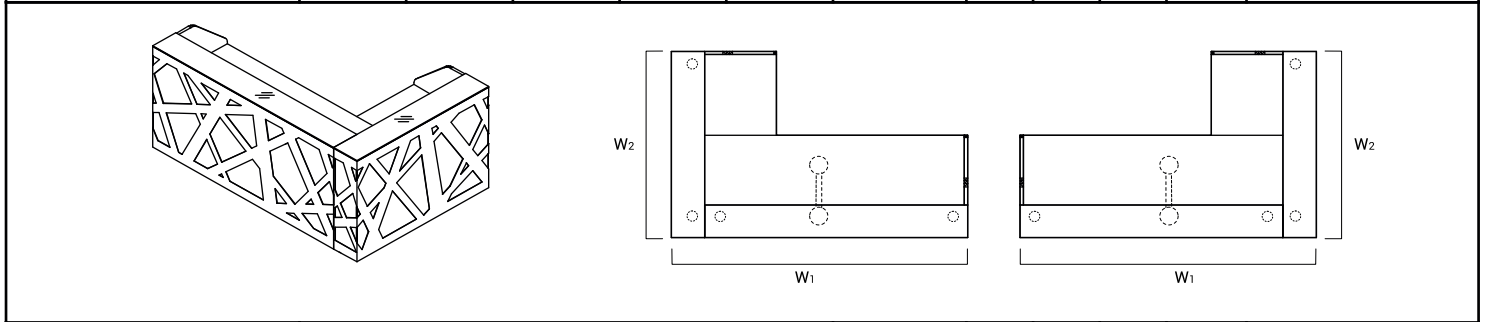
MODULES DE BANQUES



REF.	DIMENSIONS [mm]						kg	m3	pcs	ELEMENTS DE COMPOSITION
	W ₁	W ₂	D ₁	D ₂	H					
LZG38	2480	1600			1146		245.5	2.779	12	LZN51+LZB16+LZG22+LZB22M+LZG16



REF.	DIMENSIONS [mm]						kg	m3	pcs	ELEMENTS DE COMPOSITION
	W ₁	W ₂	D ₁	D ₂	H					
LZG40	2480	1600			1146		252.5	2.799	13	LZN51+LZK01+LZB16+LZG22+LZB22M+LZG16



REF.	DIMENSIONS [mm]						kg	m3	pcs	ELEMENTS DE COMPOSITION
	W ₁	W ₂	D ₁	D ₂	H					
LZG42	2480	1600			1146		252.4	2.849	11	LZN51+LZK01+LZB22+LZG22+LZB16M+LZG16+NL41

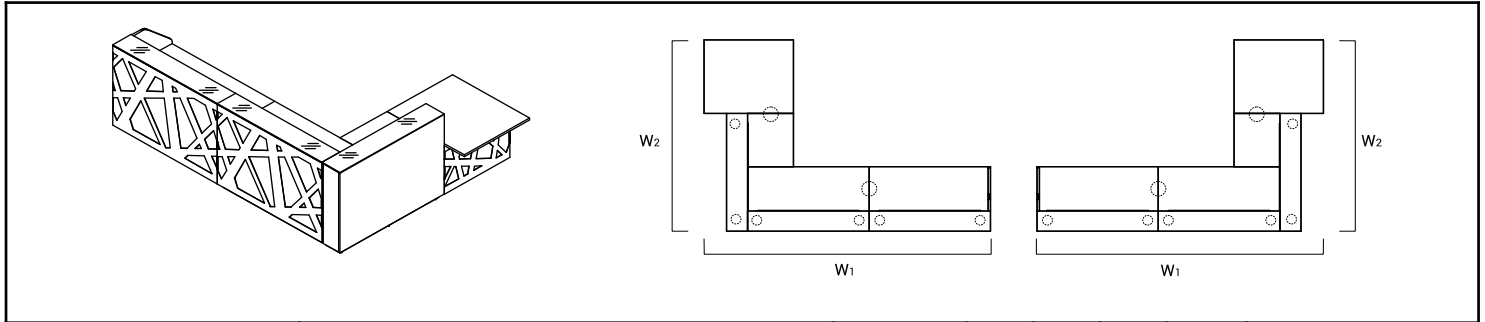
LÉGENDE:

POIDS NET

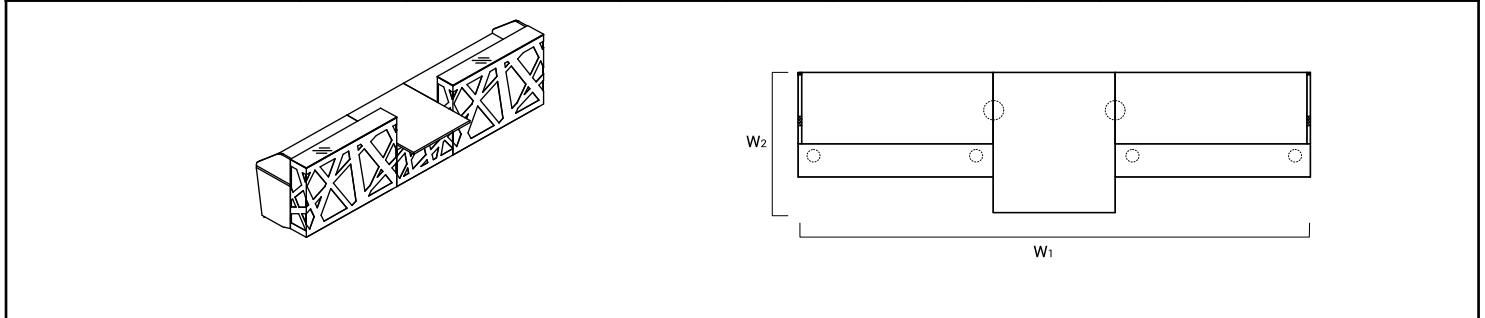
VOLUME

NOMBRE DE COLIS

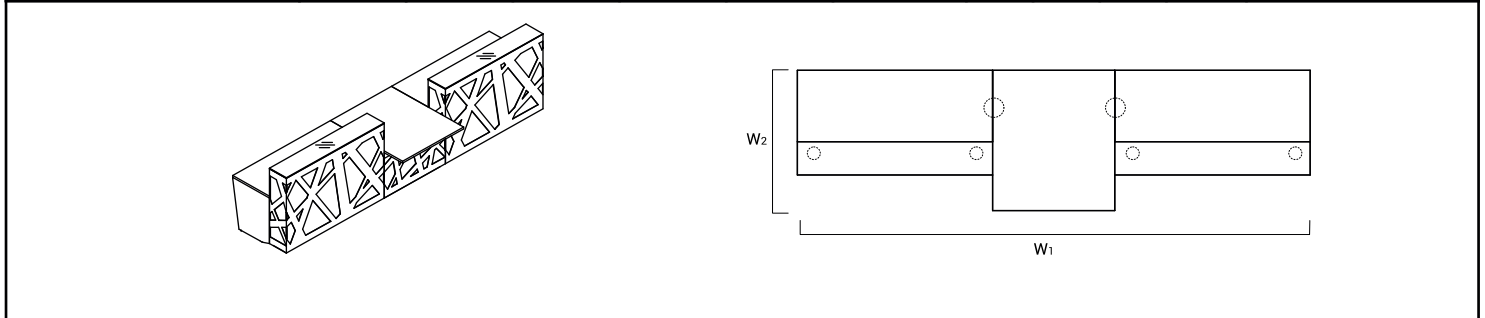
MODULES DE BANQUES



REF.	DIMENSIONS [mm]						⚖️	📦	📦		ELEMENTS DE COMPOSITION
	W ₁	W ₂	D ₁	D ₂	H						
LZG58	3808	2880			1146		415.2	4.153	23		LZN51+LZK01+2xLZB16+2xLZG16 +LZG16M+LZB16M+LZG10N +2xNE41L



REF.	DIMENSIONS [mm]						⚖️	📦	📦		ELEMENTS DE COMPOSITION
	W ₁	W ₂	D ₁	D ₂	H						
LZG52	4200	1180			1146		314.8	2.991	17		LZN51+LZK01+LZB16+LZG16 +LZG10+LZG16+LZB16+2xNE41L
LZG53	4800	1180			1146		344.8	3.435	18		LZN51+LZK01+LZB16+LZG16 +LZG10+LZG22+LZB22+2xNE41L
LZG54	5400	1180			1146		374.8	3.880	19		LZN51+LZK01+LZB22+LZG22 +LZG10+LZG22+LZB22+2xNE41L



REF.	DIMENSIONS [mm]						⚖️	📦	📦		ELEMENTS DE COMPOSITION
	W ₁	W ₂	D ₁	D ₂	H						
LZG55	4200	1180			1146		307.8	2.971	16		LZN51+LZB16+2xLZG16+LZG10 +LZB16+2xNE41L

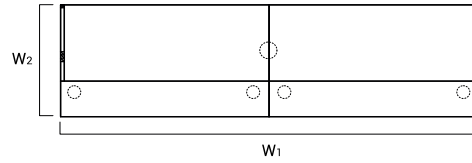
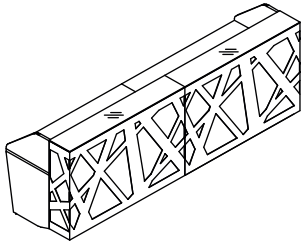
LÉGENDE:

⚖️ POIDS NET

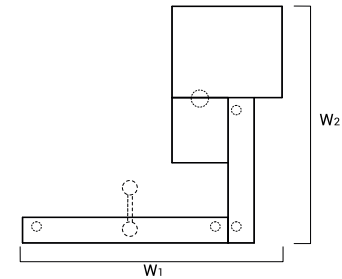
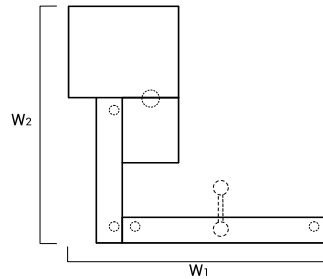
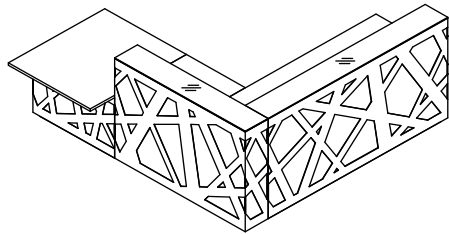
📦 VOLUME

📦 NOMBRE DE COLIS

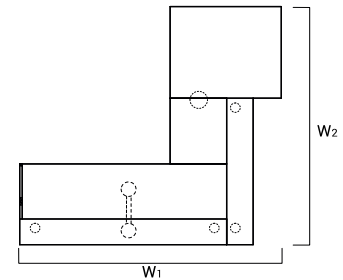
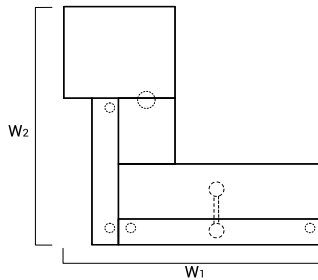
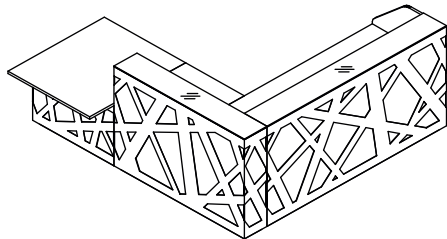
MODULES DE BANQUES



REF.	DIMENSIONS [mm]					kg	m3	pcs	ELEMENTS DE COMPOSITION
	W ₁	W ₂	D ₁	D ₂	H				
LZG60	3200	880			1146	233.3	2.438	13	LZN51+LZK01+LZB16+LZG16 +LZB16+LZG16+NE41L
LZG61	3800	880			1146	263.3	2.882	14	LZN51+LZK01+LZB16+LZG16 +LZB22+LZG22+NE41L
LZG62	4400	880			1146	293.3	3.327	15	LZN51+LZK01+LZB22+LZG22 +LZB22+LZG22+NE41L



REF.	DIMENSIONS [mm]					kg	m3	pcs	ELEMENTS DE COMPOSITION
	W ₁	W ₂	D ₁	D ₂	H				
LZG64	2600	2780			1146	328.3	3.383	16	LZN51+LZB22+LZG22+LZG16 +LZB16M+LZG10+NL41+NE41L



LZN51+LZK01+LZB22+LZG22+LZG16+LZG16M+LZG10+NL41+NE41




REF.	DIMENSIONS [mm]					kg	m3	pcs	ELEMENTS DE COMPOSITION
	W ₁	W ₂	D ₁	D ₂	H				
LZG63	2600	2780			1146	335.3	3.402	17	LZN51+LZK01+LZB22+LZG22 +LZG16+LZG16M+LZG10+NL41 +NE41L

LÉGENDE:

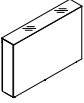

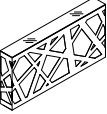



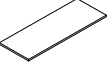




POIDS NET

VOLUME


NOMBRE DE COLIS

VUE DU PRODUIT	DIMENSIONS [mm]			REF.						REMARQUES
	LONGEUR	PROFONDEUR	HAUTEUR			kg	m3	pcs		


ELEMENTS DE COMPOSITION




	1600	280	1146	LZG16M		88.5	1.143	2		
	1600	280	1146	LZG16		86.5	1.143	2		
	2200	280	1146	LZG22		107.5	1.523	2		
	1000	1180	740	LZG10		80.0	0.551	3		
	720	600	28	LZB16M		10.4	0.017	3		
	1320	600	28	LZB22M		18.1	0.031	4		
	1600	600	28	LZB16		18.4	0.049	3		
	2200	600	28	LZB22		25.4	0.050	3		il est conseillé de rajouter un pied de soutien NL41 sous le plateau
	600	28	397	LZK01		7.0	0.020	1		
	600	28	712	LZN51		15.0	0.035	1		
	40	40	712	NE41L		1.5	0.002	1		pied tube

LÉGENDE:



 POIDS NET

 VOLUME

 NOMBRE DE COLIS


VUE DU PRODUIT	DIMENSIONS [mm]			REF.						REMARQUES
	LONGEUR	PROFONDEUR	HAUTEUR			kg	m3	pcs		


ELEMENTS DE COMPOSITION

	585	142	712	NL41		2.0	0.063	1		ped tube
	460	89	120	E64L		0.5	0.001	1		bac à câble - M009 aluminium semi - mate
	580	162	123	S69L		1.0	0.015	1		09 - aluminum

LÉGENDE:

 POIDS NET

 VOLUME

 NOMBRE DE COLIS