

**TECHNISCHE BESCHREIBUNG**

**FARBE**


**OBERPLATTE - GLAS**



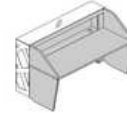
WEISS, HARTGLAS



**KORPUS**



67 WEISS PASTELL



**FRONT - METALL**



M015 WEISS  
HALBMATT



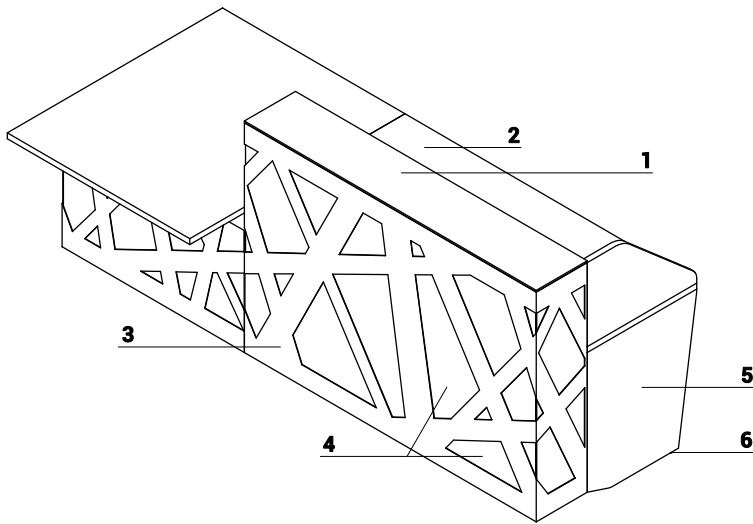
**FRONT - PLEXIGLAS**



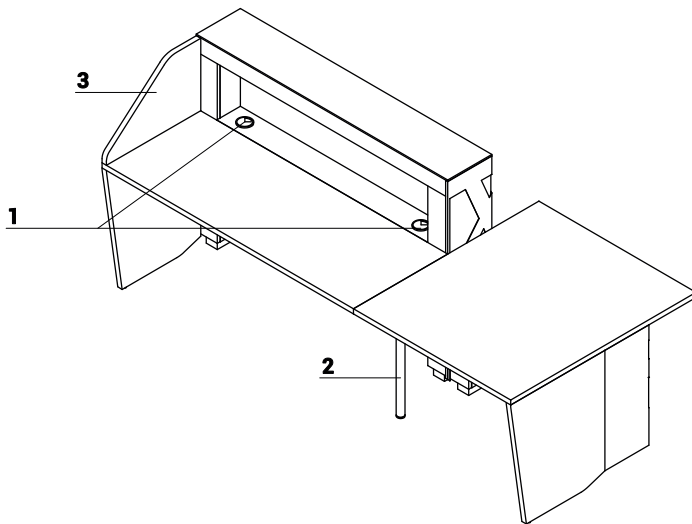
PLEXIGLAS WEISS



TECHNISCHE BESCHREIBUNG

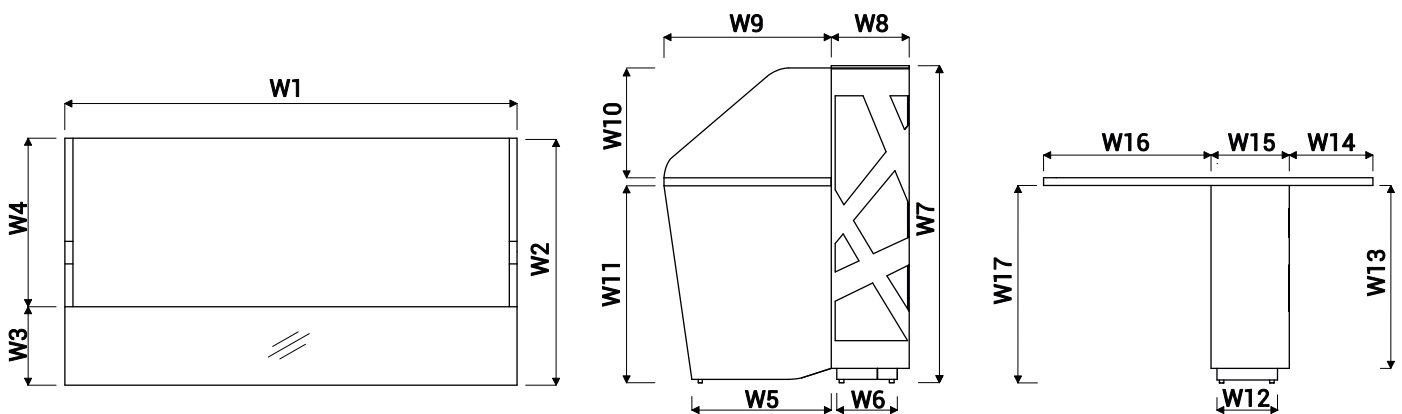


- 1. **Oberplatte** - Hartglas optiwhite, 8mm - von unten bemalt
- 2. **Arbeitsplatte** - Melaminplatte 28mm, Umleimer PVC
- 3. **Front** - Metallelement (pulverbeschichtet) mit Plexiglas verbunden
- 4. **RGBW LED - Beleuchtung** - Fernsteuerung
- 5. **Niedrige Seite** - Melaminplatte 28mm, Umleimer PVC
- 6. **Höhenregulierung** - 5mm



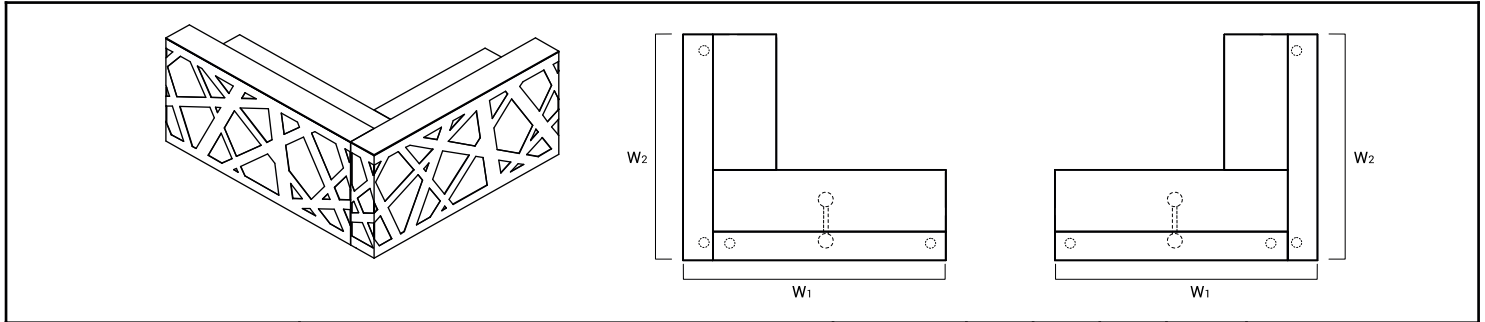
- 1. **Kabeldurchlässe** -  $\varnothing 80\text{mm}$
- 2. **Stützfuß NL41** - aus Metall, bei Verbindung der Platten notwendig
- 3. **Seite** - Melaminplatte 28mm, Umleimer PVC

ABMESSUNGEN

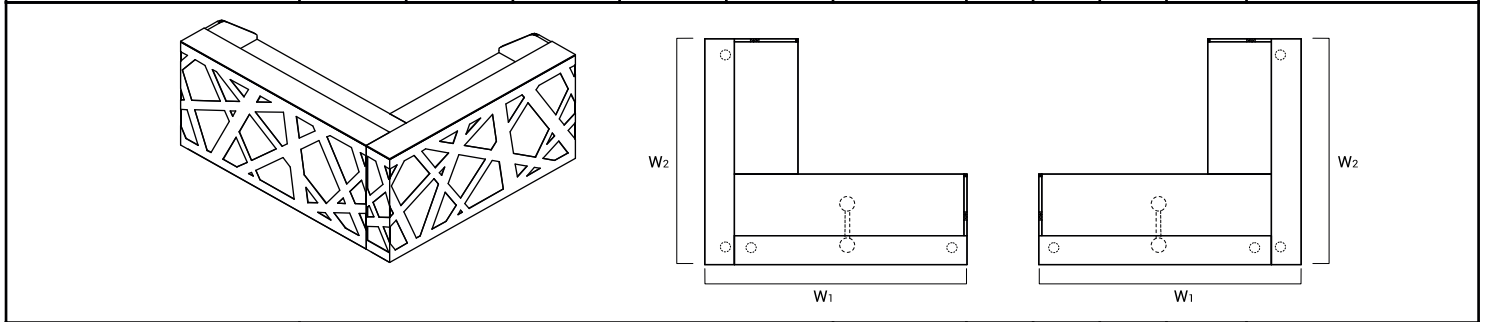


W1 - 1600mm | W2 - 880mm | W3 - 280mm | W4 - 600mm | W5 - 500mm | W6 - 217mm | W7 - 1146mm | W8 - 280mm | W9 - 600mm | W10 - 397mm | W11 - 712mm | W12 - 217mm | W13 - 660mm | W14 - 300mm | W15 - 280mm | W16 - 600mm | W17 - 712mm

EMPFANGSTHEKEN-SYSTEME



INDEX SYMBOL	ABMESSUNGEN [mm]										KOMPONENTEN
	W <sub>1</sub>	W <sub>2</sub>	D <sub>1</sub>	D <sub>2</sub>	H						
<b>LZG44</b>	2480	2200			1146		276.2	3.224	14		LZN51+LZB22+2xLZG22+LZB22M+NL41



INDEX SYMBOL	ABMESSUNGEN [mm]										KOMPONENTEN
	W <sub>1</sub>	W <sub>2</sub>	D <sub>1</sub>	D <sub>2</sub>	H						
<b>LZG45</b>	2480	2200			1146		283.2	3.243	15		LZN51+LZK01+2xLZG22+LZB22+LZB22M+NL41



INDEX SYMBOL	ABMESSUNGEN [mm]										KOMPONENTEN
	W <sub>1</sub>	W <sub>2</sub>	D <sub>1</sub>	D <sub>2</sub>	H						
<b>LZG34</b>	1600	880			1146		126.9	1.245	7		LZN51+LZK01+LZG16+LZB16
<b>LZG46</b>	2200	880			1146		156.9	1.690	8		LZN51+LZK01+LZG22+LZB22

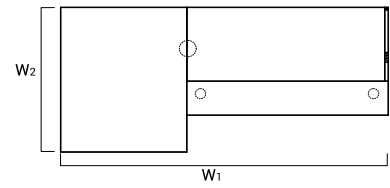
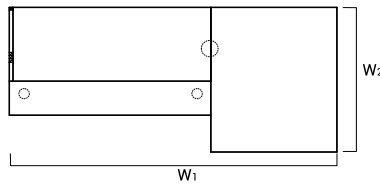
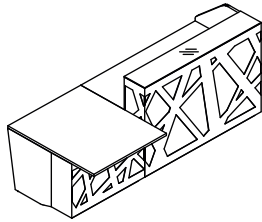
LEGENDE

NETTOGEWICHT

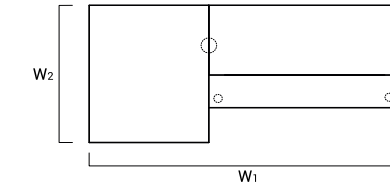
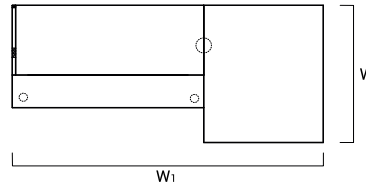
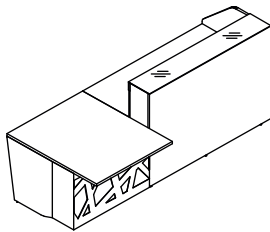
VOLUMEN

STÜCKZAHL DER PAKETE

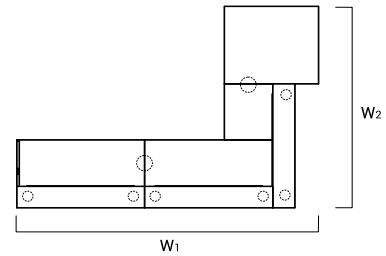
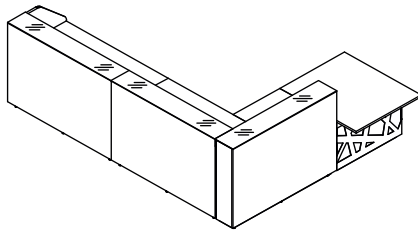
EMPFANGSTHEKEN-SYSTEME



INDEX SYMBOL	ABMESSUNGEN [mm]						kg	m3	pcs	KOMPONENTEN
	W <sub>1</sub>	W <sub>2</sub>	D <sub>1</sub>	D <sub>2</sub>	H					
LZG50	2600	1180			1146		208.4	1.798	11	LZN51+LZG10+LZG16+LZB16+LZK01+NE41L
LZG51	3200	1180			1146		238.4	2.242	12	LZN51+LZG10+LZG22+LZB22+LZK01+NE41L



INDEX SYMBOL	ABMESSUNGEN [mm]						kg	m3	pcs	KOMPONENTEN
	W <sub>1</sub>	W <sub>2</sub>	D <sub>1</sub>	D <sub>2</sub>	H					
LZG56	2600	1180			1146		210.4	1.798	11	LZG10+LZG16M+LZB16+LZN51+LZK01+NE41L



INDEX SYMBOL	ABMESSUNGEN [mm]						kg	m3	pcs	KOMPONENTEN
	W <sub>1</sub>	W <sub>2</sub>	D <sub>1</sub>	D <sub>2</sub>	H					
LZG57	3200	2880			1146		419.2	4.153	23	LZN51+LZG10+LZB16M+2xLZB16+3xLZG16M+LZK01+2xNE41L

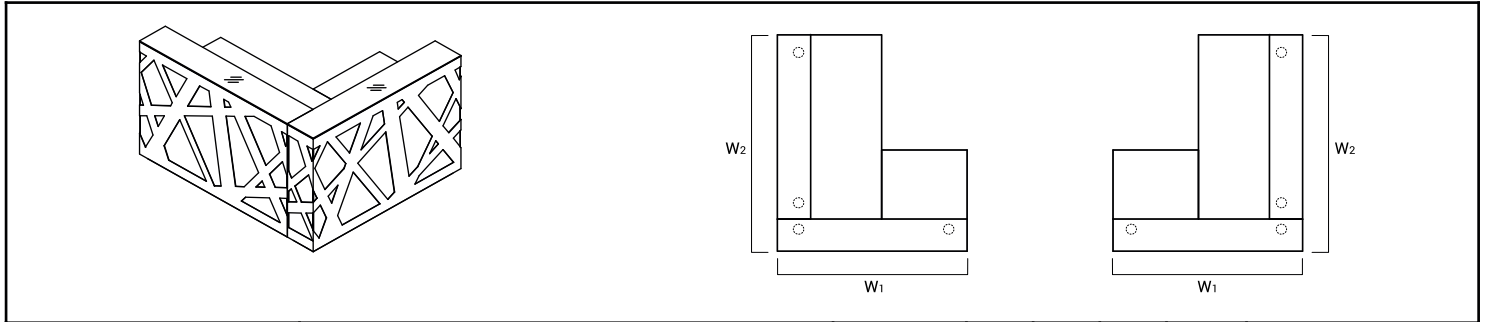
LEGENDE

NETTOGEWICHT

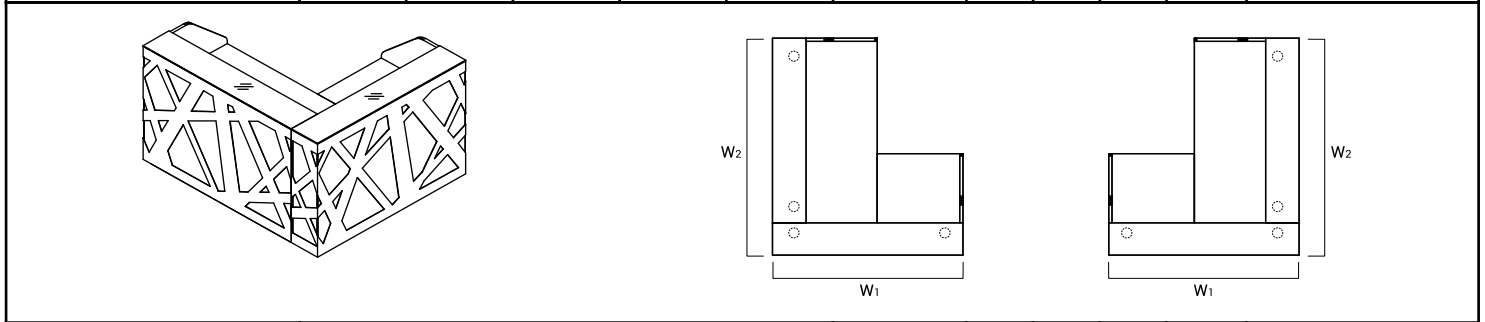
VOLUMEN

STÜCKZAHL DER PAKETE

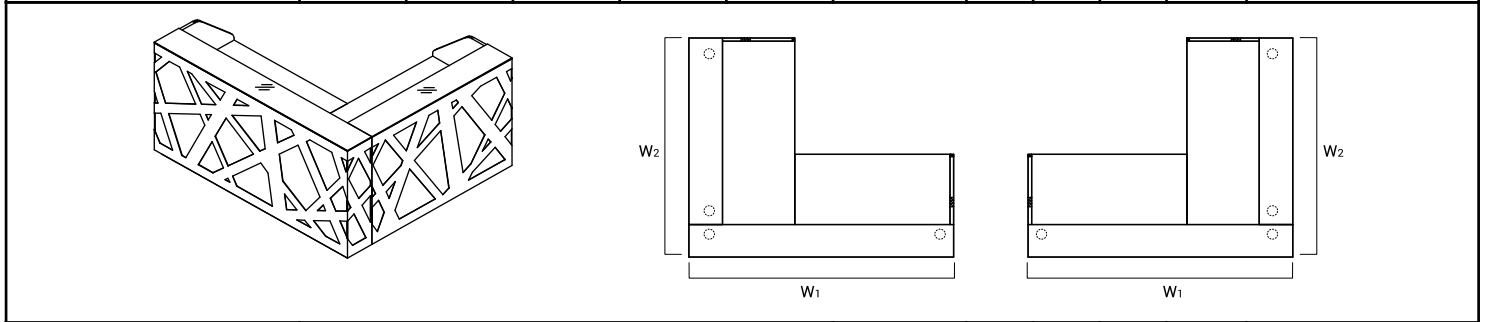
EMPFANGSTHEKEN-SYSTEME



INDEX SYMBOL	ABMESSUNGEN [mm]									KOMONENTEN
	W <sub>1</sub>	W <sub>2</sub>	D <sub>1</sub>	D <sub>2</sub>	H		kg	m <sup>3</sup>	pcs	
<b>LZG32</b>	1600	1880			1146		217.5	2.386	12	LZB16M+2xLZG16+LZB16+LZN51



INDEX SYMBOL	ABMESSUNGEN [mm]									KOMONENTEN
	W <sub>1</sub>	W <sub>2</sub>	D <sub>1</sub>	D <sub>2</sub>	H		kg	m <sup>3</sup>	pcs	
<b>LZG35</b>	1600	1880			1146		224.5	2.405	13	LZB16M+2xLZG16+LZB16+LZN51+LZK01



INDEX SYMBOL	ABMESSUNGEN [mm]									KOMONENTEN
	W <sub>1</sub>	W <sub>2</sub>	D <sub>1</sub>	D <sub>2</sub>	H		kg	m <sup>3</sup>	pcs	
<b>LZG36</b>	2200	1880			1146		252.5	2.799	13	LZN51+LZK01+LZB22+LZG22+LZB16M+LZG16

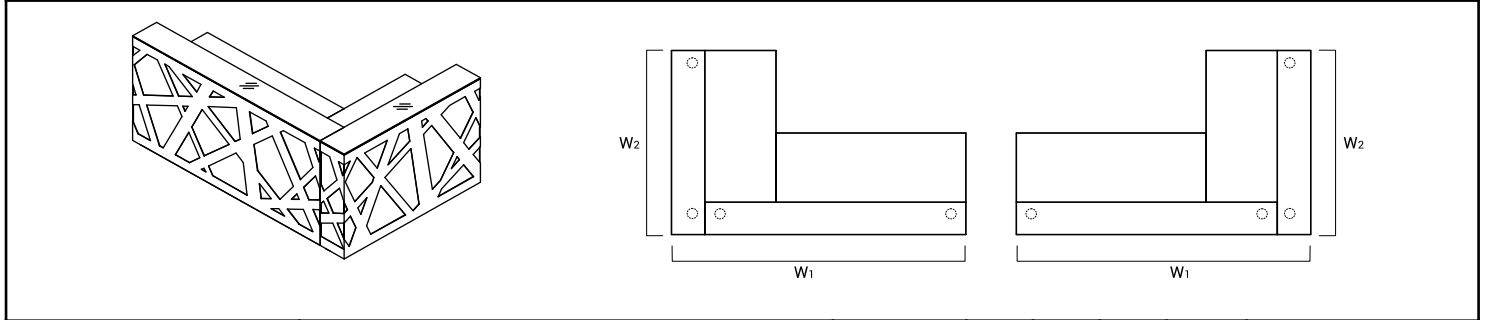
LEGENDE

NETTOGEWICHT

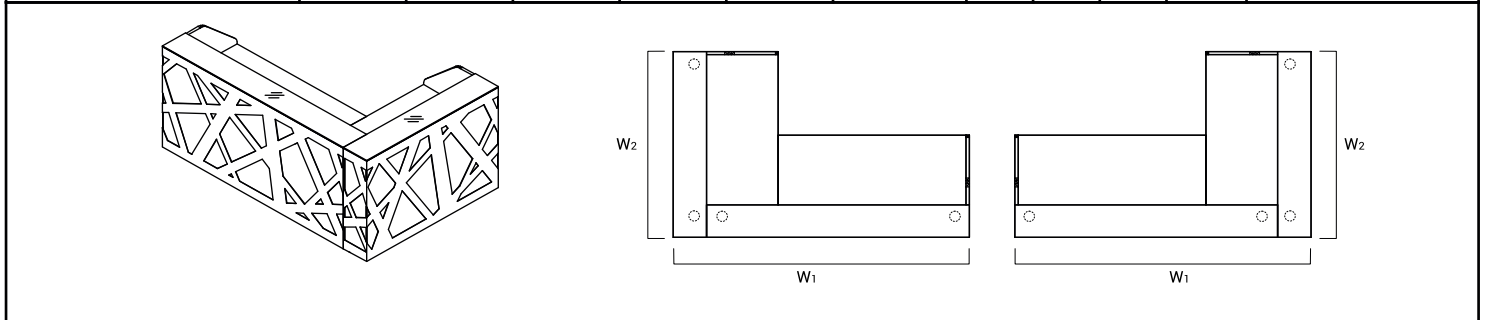
VOLUMEN

STÜCKZAHL DER PAKETE

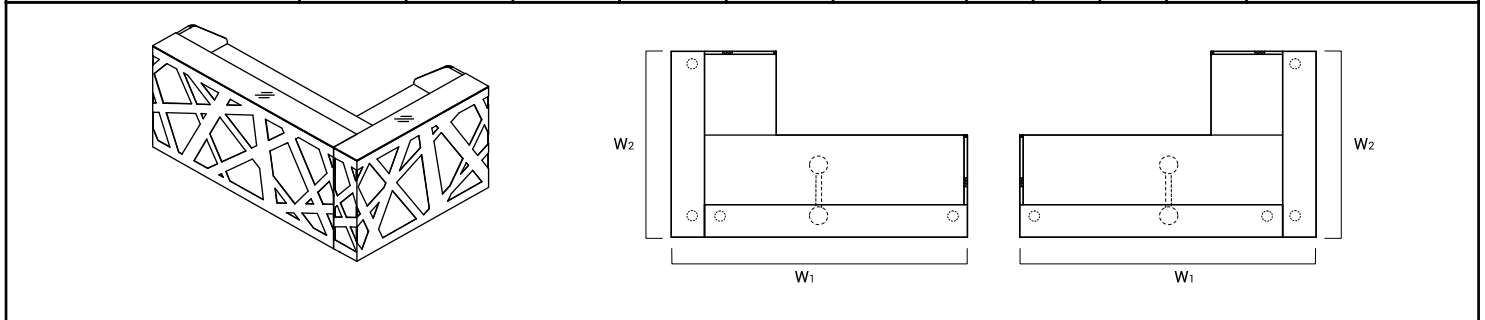
EMPFANGSTHEKEN-SYSTEME



INDEX SYMBOL	ABMESSUNGEN [mm]										KOMPONENTEN
	W <sub>1</sub>	W <sub>2</sub>	D <sub>1</sub>	D <sub>2</sub>	H						
<b>LZG38</b>	2480	1600			1146		245.5	2.779	12		LZN51+LZB16+LZG22+LZB22M +LZG16



INDEX SYMBOL	ABMESSUNGEN [mm]										KOMPONENTEN
	W <sub>1</sub>	W <sub>2</sub>	D <sub>1</sub>	D <sub>2</sub>	H						
<b>LZG40</b>	2480	1600			1146		252.5	2.799	13		LZN51+LZK01+LZB16+LZG22 +LZB22M+LZG16



INDEX SYMBOL	ABMESSUNGEN [mm]										KOMPONENTEN
	W <sub>1</sub>	W <sub>2</sub>	D <sub>1</sub>	D <sub>2</sub>	H						
<b>LZG42</b>	2480	1600			1146		252.4	2.849	11		LZN51+LZK01+LZB22+LZG22 +LZB16M+LZG16+NL41

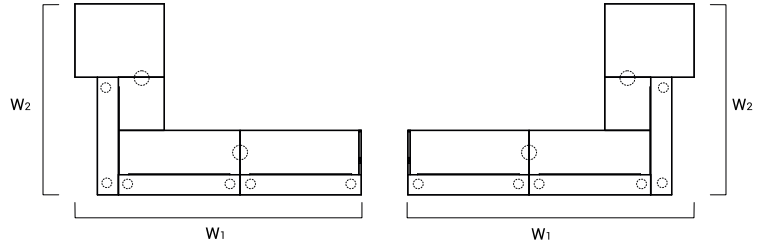
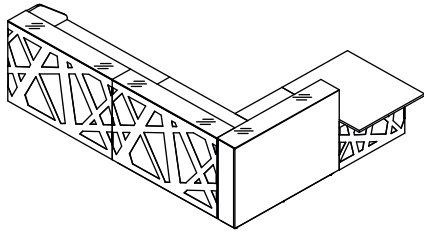
LEGENDE

NETTOGEWICHT

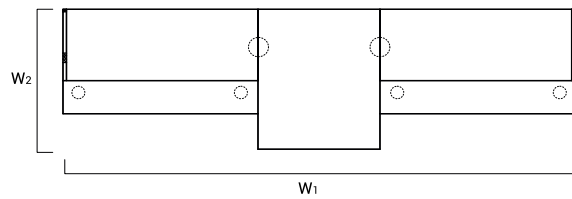
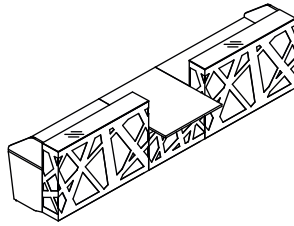
VOLUMEN

STÜCKZAHL DER PAKETE

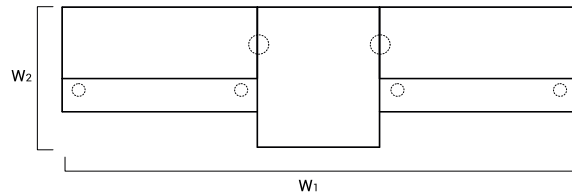
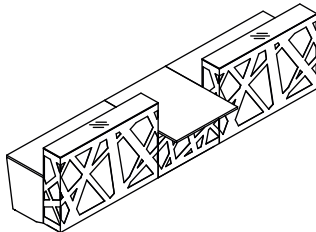
EMPFANGSTHEKEN-SYSTEME



INDEX SYMBOL	ABMESSUNGEN [mm]										KOMONENTEN
	W <sub>1</sub>	W <sub>2</sub>	D <sub>1</sub>	D <sub>2</sub>	H						
LZG58	3808	2880			1146		415.2	4.153	23		LZN51+LZK01+2xLZB16+2xLZG16 +LZG16M+LZB16M+LZG10N +2xNE41L



INDEX SYMBOL	ABMESSUNGEN [mm]										KOMONENTEN
	W <sub>1</sub>	W <sub>2</sub>	D <sub>1</sub>	D <sub>2</sub>	H						
LZG52	4200	1180			1146		314.8	2.991	17		LZN51+LZK01+LZB16+LZG16 +LZG10+LZG16+LZB16+2xNE41L
LZG53	4800	1180			1146		344.8	3.435	18		LZN51+LZK01+LZB16+LZG16 +LZG10+LZG22+LZB22+2xNE41L
LZG54	5400	1180			1146		374.8	3.880	19		LZN51+LZK01+LZB22+LZG22 +LZG10+LZG22+LZB22+2xNE41L



INDEX SYMBOL	ABMESSUNGEN [mm]										KOMONENTEN
	W <sub>1</sub>	W <sub>2</sub>	D <sub>1</sub>	D <sub>2</sub>	H						
LZG55	4200	1180			1146		307.8	2.971	16		LZN51+LZB16+2xLZG16+LZG10 +LZB16+2xNE41L

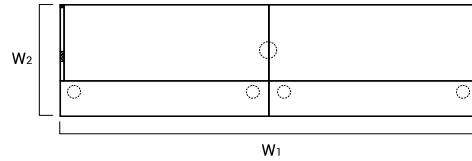
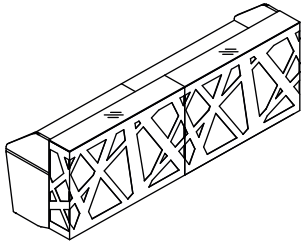
LEGENDE

NETTOGEWICHT

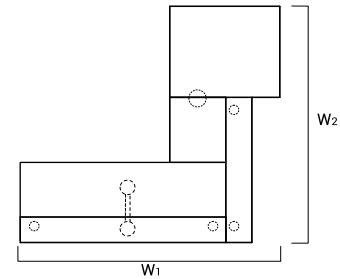
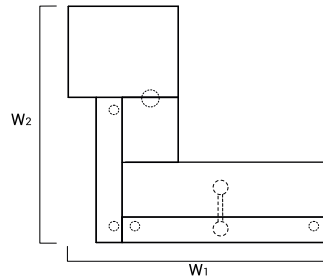
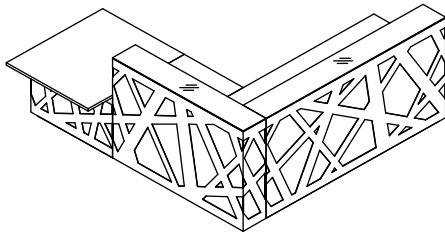
VOLUMEN

STÜCKZAHL DER PAKETE

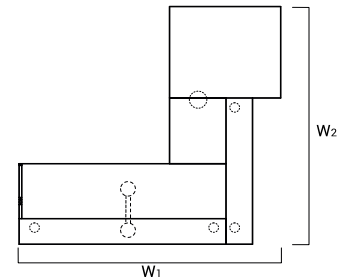
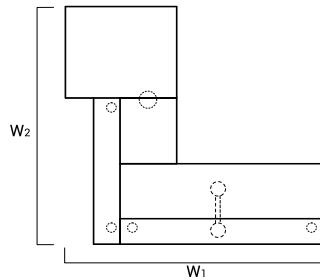
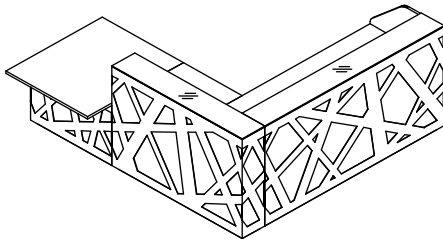
EMPFANGSTHEKEN-SYSTEME



INDEX SYMBOL	ABMESSUNGEN [mm]						⚖️	📦	📦		KOMPONENTEN
	W <sub>1</sub>	W <sub>2</sub>	D <sub>1</sub>	D <sub>2</sub>	H						
<b>LZG60</b>	3200	880			1146		233.3	2.438	13		LZN51+LZK01+LZB16+LZG16 +LZB16+LZG16+NE41L
<b>LZG61</b>	3800	880			1146		263.3	2.882	14		LZN51+LZK01+LZB16+LZG16 +LZB22+LZG22+NE41L
<b>LZG62</b>	4400	880			1146		293.3	3.327	15		LZN51+LZK01+LZB22+LZG22 +LZB22+LZG22+NE41L



INDEX SYMBOL	ABMESSUNGEN [mm]						⚖️	📦	📦		KOMPONENTEN
	W <sub>1</sub>	W <sub>2</sub>	D <sub>1</sub>	D <sub>2</sub>	H						
<b>LZG64</b>	2600	2780			1146		328.3	3.383	16		LZN51+LZB22+LZG22+LZG16 +LZB16M+LZG10+NL41+NE41L



LZN51+LZK01+LZB22+LZG22+LZG16+LZG16M+LZG10+NL41+NE41

INDEX SYMBOL	ABMESSUNGEN [mm]						⚖️	📦	📦		KOMPONENTEN
	W <sub>1</sub>	W <sub>2</sub>	D <sub>1</sub>	D <sub>2</sub>	H						
<b>LZG63</b>	2600	2780			1146		335.3	3.402	17		LZN51+LZK01+LZB22+LZG22 +LZG16+LZG16M+LZG10+NL41 +NE41L




LEGENDE

⚖️ NETTOGEWICHT

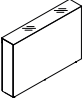

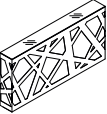




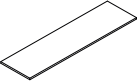



📦 VOLUMEN

📦 STÜCKZAHL DER PAKETE



PRODUKTANSICHT UND SKIZZE	ABMESSUNGEN [mm]			INDEX SYMBOL					HINWEISE
	BREITE	TIEFE	HÖHE			kg	m3	pcs	

**BESTANDTEILE**




	1600	280	1146	<b>LZG16M</b>		88.5	1.143	2	
	1600	280	1146	<b>LZG16</b>		86.5	1.143	2	
	2200	280	1146	<b>LZG22</b>		107.5	1.523	2	
	1000	1180	740	<b>LZG10</b>		80.0	0.551	3	
	720	600	28	<b>LZB16M</b>		10.4	0.017	3	
	1320	600	28	<b>LZB22M</b>		18.1	0.031	4	
	1600	600	28	<b>LZB16</b>		18.4	0.049	3	
	2200	600	28	<b>LZB22</b>		25.4	0.050	3	empfohlen wird ein Stützfuß NL41
	600	28	397	<b>LZK01</b>		7.0	0.020	1	
	600	28	712	<b>LZN51</b>		15.0	0.035	1	
	40	40	712	<b>NE41L</b>		1.5	0.002	1	Rundfuß

LEGENDE


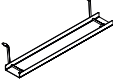

 NETTOGEWICHT

 VOLUMEN

 STÜCKZAHL DER PAKETE

PRODUKTANSICHT UND SKIZZE	ABMESSUNGEN [mm]			INDEX SYMBOL					HINWEISE
	BREITE	TIEFE	HÖHE			kg	m3	pcs	

**BESTANDTEILE**

	585	142	712	<b>NL41</b>		2.0	0.063	1		Rundfuß
	460	89	120	<b>E64L</b>		0.5	0.001	1		Kabelkanal in Aluminium halb matt - M009
	580	162	123	<b>S69L</b>		1.0	0.015	1		09-Aluminium

LEGENDE

 NETTOGEWICHT

 VOLUMEN

 STÜCKZAHL DER PAKETE